

# Suya mi guerra

LA RAÍZ

Arreglo Pilar América

Intro - Sólo guitarra

⑥ = Re

Musical notation for the first system (measures 1-4). The top staff is in treble clef with a key signature of one flat (Bb). The bottom staff shows guitar tablature with fret numbers and string indicators (T, A, B). Chord diagrams are provided for measures 1, 2, 3, and 4. Measure 1 has a C.I chord. Measure 2 has a C.III chord. Measure 3 has a C.III chord. Measure 4 has a C.V chord. The text "C.V" and "C.III" is written above the staff in measures 4 and 5 respectively.

⑥ = Re

Musical notation for the second system (measures 5-8). The top staff continues the melody. The bottom staff shows guitar tablature. Chord diagrams are provided for measures 5, 6, 7, and 8. Measure 5 has a C.I chord. Measure 6 has a C.III chord. Measure 7 has a C.III chord. Measure 8 has a C.II chord. The text "C.I", "C.III", and "C.II" is written above the staff in measures 5, 6, 7, and 8 respectively.

Musical notation for the third system (measures 9-12). The top staff continues the melody. The bottom staff shows guitar tablature. Chord diagrams are provided for measures 9, 10, 11, and 12. Measure 9 has a C.I chord. Measure 10 has a C.III chord. Measure 11 has a C.III chord. Measure 12 has a C.V chord. The text "C.I", "C.III", and "C.V" is written above the staff in measures 9, 10, 11, and 12 respectively.

Musical notation for the fourth system (measures 13-16). The top staff continues the melody. The bottom staff shows guitar tablature. Chord diagrams are provided for measures 13, 14, 15, and 16. Measure 13 has a C.I chord. Measure 14 has a C.III chord. Measure 15 has a C.III chord. Measure 16 has a C.III chord. The text "C.I", "C.III", and "C.III" is written above the staff in measures 13, 14, 15, and 16 respectively.

Eran años de ilusión y banderas de morado.....

17 C.II

T  
A  
B

22 C.III


T  
A  
B


26

T  
A  
B


31 C.III

T  
A  
B


35 




39 C.III



44 




48



51 C.III

T  
A  
B



Visita mi canal de YouTube para ver el tutorial.  
Más material musical en [www.pilaramerica.com](http://www.pilaramerica.com)